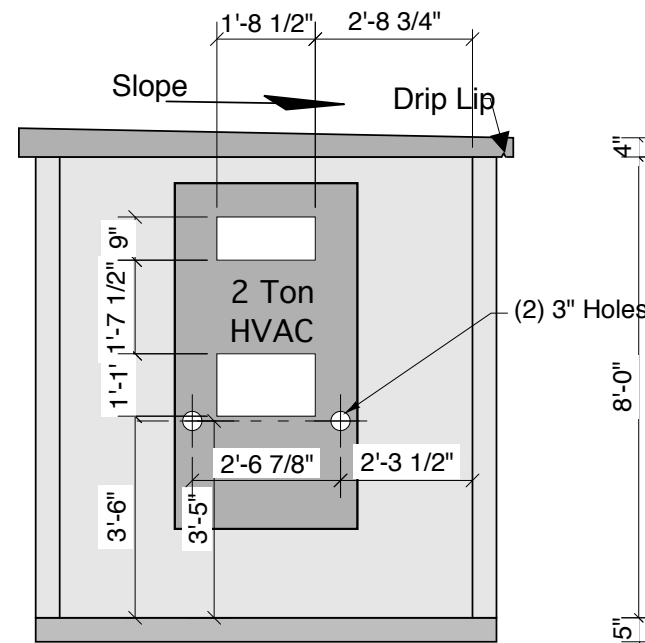
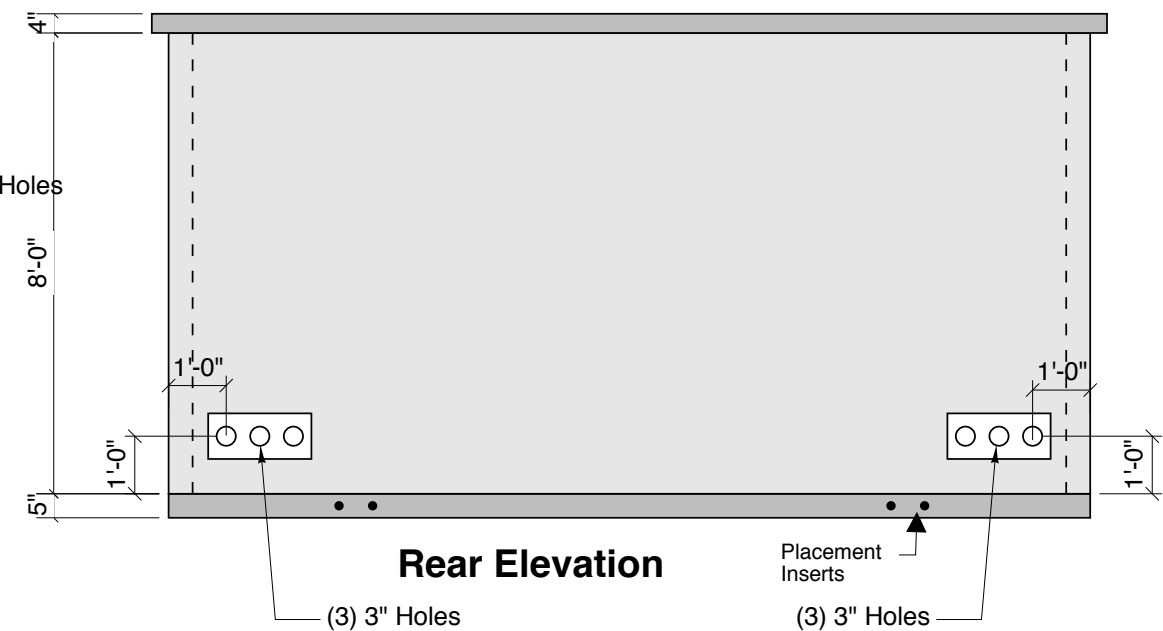


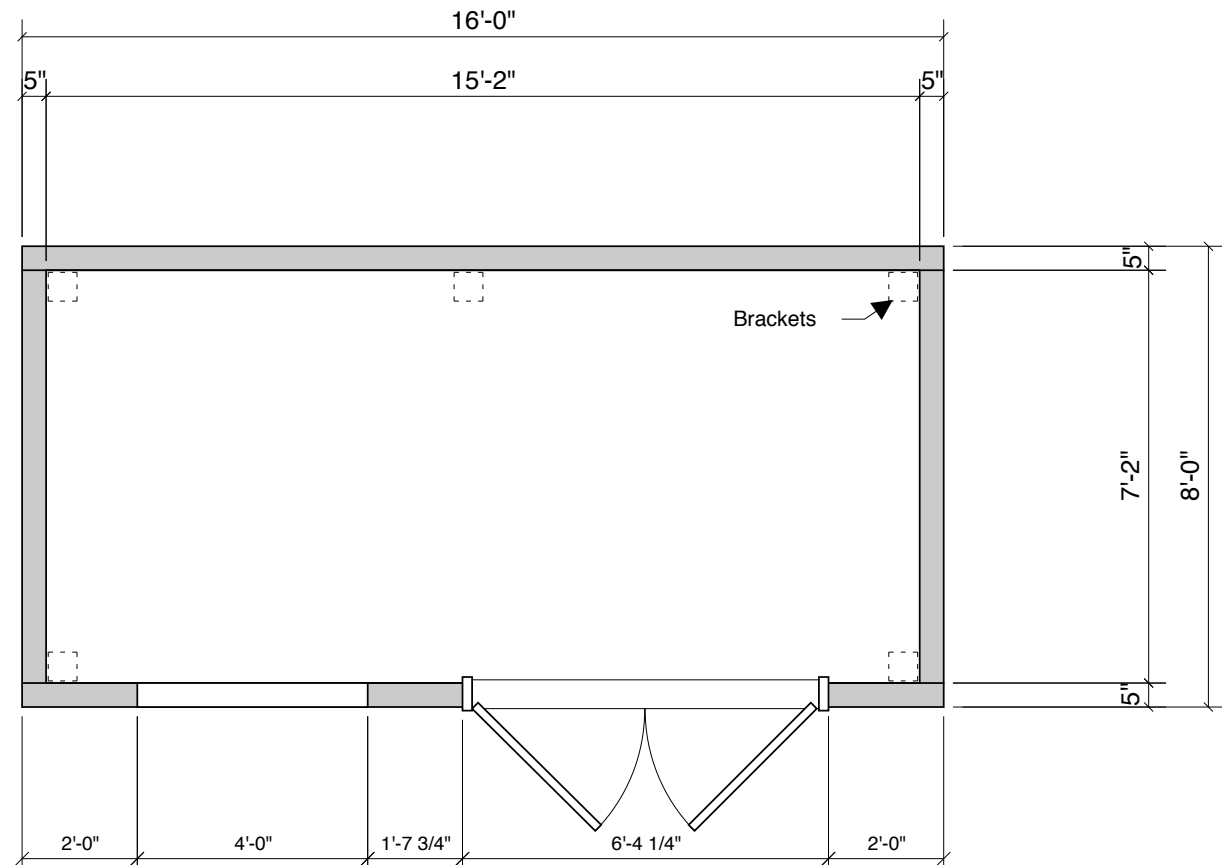
**Front Elevation**



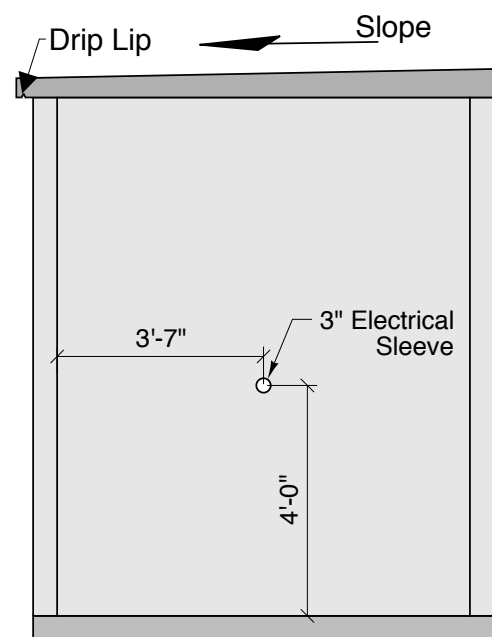
**Right Side Elevation**



**Rear Elevation**



**Floorplan**



**Left Side Elevation**

**8'-0\"/>**

**Specifications:**

- Interior Dimensions: 8'-0" x 16'-0" O.D.
- Concrete: Steel Reinforced 5,000 PSI
- Steel: Grade 60 Reinforcing Steel
- Finishes:
  - Inside - Smooth Concrete Surface
  - Exterior - Split Block
  - Door & Frame - Finished Painted (Forest Green)
- Doors: Honeycomb - core steel, double door, (2) 3'-0" x 6'-8" 16 Ga., dead bolt top & bottom
- Coat Exterior Walls With Clear Sealer - Cure Seal By Sonneborn or equal
- Roof Load: 60 PSF DL
- Floor Live Load: 250 PSF
- Wind Load: 130 MPH
- Dead bolt security lock with door handles optional
- Roof is pitched 2" front to back with a 3" overhang all around
- Panels are securely fastened together with bolts and steel clips or Welded Connections
- Footing / Stone Base to be minimum 6" thick x 10'-0" x 18'-0" or alternate surface is Concrete Or Asphalt.

**Finish:**

- Roof - Forest Green Concrete Stain
- Doors - Forest Green Mautz Enamel
- Walls - Light Brown/Tan Intergral Solomon Color @ 5 Lbs Per Yard #370 Brown

**Warranty:**

- 5 year weatherproof and 10 year structural

<b>Crest Precast, Inc.</b>		<b>La Crescent, MN &amp; Barneveld, WI</b>	
800-658-9045		800-658-9045	
Scale		Drawn By:	<b>KGT</b>
Date		Revision	
<b>Project:</b> 8 x 16 Precast Building		Drawing Number	
<b>Contractor:</b>		<b>1</b>	