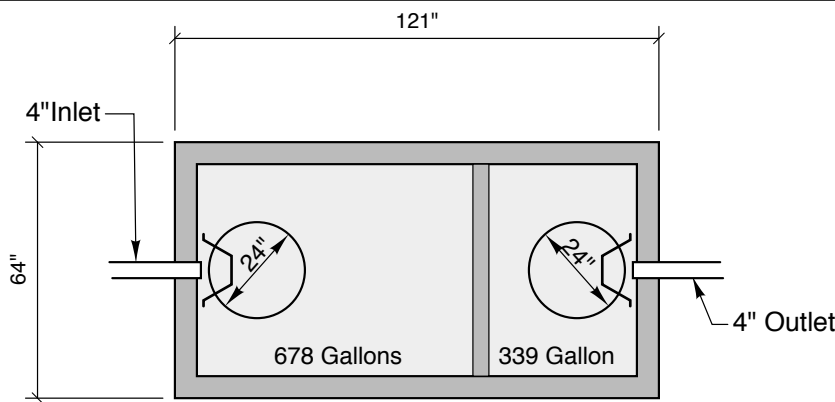
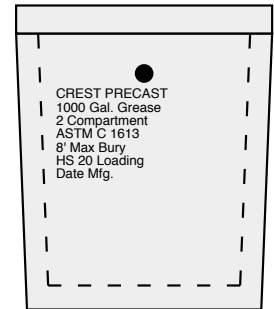


**1000 GALLON
Grease Tank
51" LL
59" INLET**

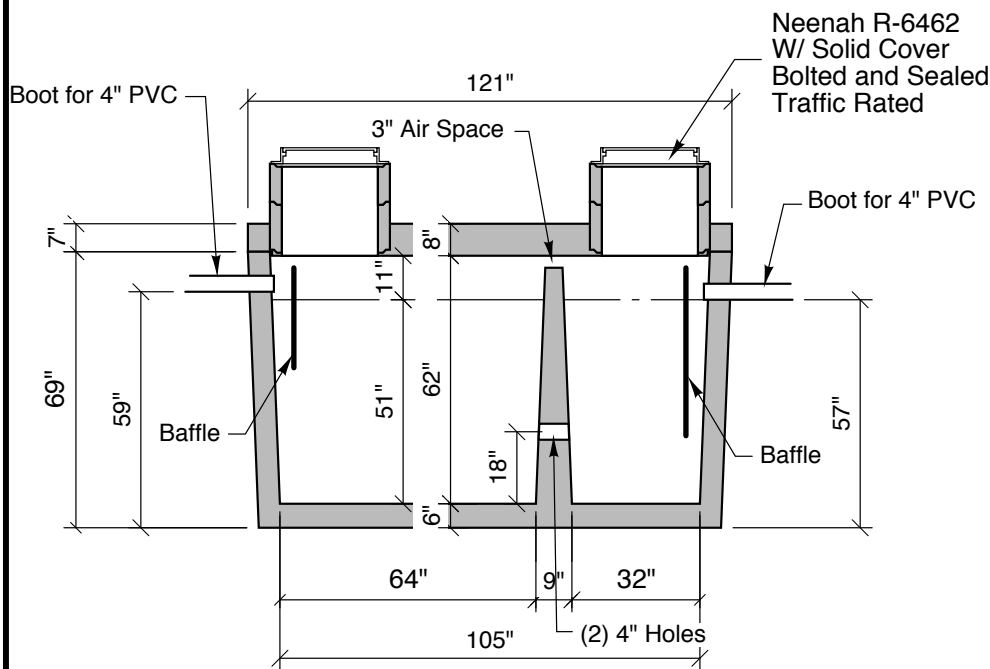
**2 Compartment
Heavy Duty
Water Tight
Code Compliant**



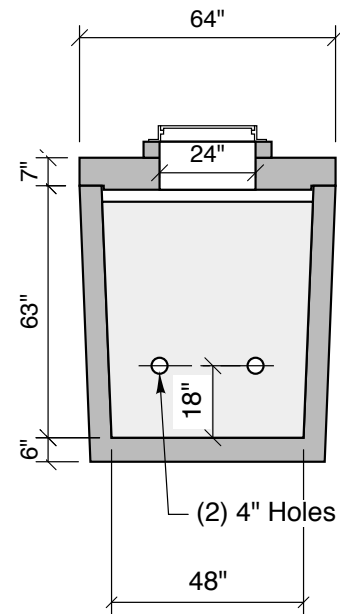
Top View



Inlet End Marking

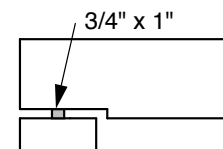


Section Thru Long Side



Section Thru Short Side

Note: Riser Height
From Inlet to Finish
Grade will Vary
Depending on Site



Typical Cover Detail

1000 Gallon Precast Grease Interceptor

Notes:
Concrete - 6,500 PSI w/ Crystalline Water Proofing Admixture
Reinforcement - Grade 60 - Minimum #4 Bars @ 8" O.C.E.W.
Joint Sealant - High Grade EZ-Stick
Labels - Warning signs located on all manholes
Installation - See separate installation guide
Rubber Gaskets - 4" Press Seal Brand - 6" Optional
Baffles - Formed PVC Baffles or Optional Sch 40 Tees
Tank Designed To ASTM C-1227-90 and ASTM 1613-06
HS-20 Loading - Heavy Duty - Rated after Pavement is Placed
No Construction Traffic over Tank Before Pavement is Placed
Weight = 22,100 Lbs

Crest Precast, Inc.
La Crescent, MN & Barneveld, WI
800-658-9045

Scale:		Drawn By:	KGT
Date:	3-23-17	Revision:	
Project:	1,000 Gallon Grease Tank		
Contractor:		Drawing Number:	1000G